

Agilent

4338B Milliohm Meter

10 $\mu\Omega$ to 100 k Ω

Technical Overview




Introduction

Ideal for precise measurements of extremely low resistances using an ac test signal, the Agilent Technologies 4338B suits bench-top applications that require flexible testing and reliable results. The milliohm meter satisfies system throughput demands for fast, high-quality measurements.



Agilent Technologies

The Agilent 4338B



Satisfy Your Needs for ...

High-quality testing

- Remove parasitics with error correction
- Achieve consistent results with 0.4% basic accuracy
- Verify test connections with contact check function
- Stabilize data with selectable measurement times and averaging
- Eliminate trigger timing errors with trigger delay

Operating versatility

- Select from 5 impedance parameters
- Pick from 7 probes, test fixtures, and accessories
- Configure the instrument quickly with Save/Recall
- Reduce test complexity with auto-measurement function

Fast test throughput

- Get 34 ms/measurement speed
- Perform Pass/Fail testing with comparator function
- Operate remotely via the GPIB interface
- Use the built-in handler interface

Key Parameters and Specifications

Test frequency:

1 kHz

Impedance parameter sets:

R, |Z|-θ, R-L, R-X

Basic accuracy:

0.4%

Test current levels:

1 μA, 10 μA, 100 μA, 1 mA, 10 mA

Error correction:

Short compensation

Display digits:

3, 4, or 5 digits (selectable)

Save/recall:


10 instrument states

Interfaces:

GPIB and handler interface

Satisfy your need for high-quality testing

- Resolve data to 5 digits
- Make precise measurements with 0.4% basic accuracy
- Eliminate impedance calculations; select the parameter you need: R, |Z|, θ , L, X
- Verify DUT performance under simulated operating conditions
- Perform dry contact testing with minimal test signal (≤ 20 mV)
- Obtain high-confidence testing with contact check function



Test electromechanical devices

- Perform dry contact testing with low-level test signals
- Select from a variety of probes and test fixtures to fit your application
- Resolve measurements to $10 \mu\Omega$
- Test switches, cables, connectors, relays, and pc board traces

Make precise ultra-low resistance measurements with the 4338B.

Evaluate battery internal resistance

- Protect your investment with voltage protection on terminals (Max. 42 Vdc)
- Perform non-invasive testing with no effects on charge/discharge cycles
- Avoid polarization effects with an ac test signal



System features for automation in manufacturing

- Maximize accuracy with error correction
- Automate testing with GPIB interface for computer control
- Reduce ground-loops with isolated handler interface
- Continue testing after ac power loss with non-volatile memory
- Perform pass/fail testing with comparator function (HIGH, IN, LOW)

Use the milliohm meter for electromechanical contact testing.



The 4338B is ideal for battery evaluation.

Agilent 4338B Specifications

Measurement accuracy

Measured Resistance Rm (Ω)	Test Signal Current				
	1μA	10μA	100μA	1mA	10mA
100k	$0.4 + 0.0005 R_m$				
10k	$0.4 + \frac{250}{R_m} + 0.0005 R_m$				
1k	$0.4 + \frac{13}{R_m} + 0.0005 R_m$	$0.4 + \frac{25}{R_m} + 0.0005 R_m$			
100	$0.4 + \frac{4}{R_m} + 0.0005 R_m$	$0.4 + \frac{1.3}{R_m} + 0.0005 R_m$	$0.4 + \frac{2.5}{R_m} + 0.0005 R_m$		
10	$0.4 + \frac{1.5}{R_m}$	$0.4 + \frac{0.4}{R_m}$	$0.4 + \frac{0.13}{R_m}$	$0.4 + \frac{0.25}{R_m}$	
1					
100m		$0.4 + \frac{0.15}{R_m}$	$0.4 + \frac{0.041}{R_m}$	$0.4 + \frac{0.014}{R_m}$	$0.4 + \frac{0.025}{R_m}$
10m			$0.4 + \frac{0.016}{R_m}$	$0.4 + \frac{0.005}{R_m}$	$0.4 + \frac{0.0023}{R_m}$
1m				$0.4 + \frac{0.0025}{R_m}$	$0.4 + \frac{0.0014}{R_m}$
100μ				$1.2 + \frac{0.0025}{R_m}$	$1.2 + \frac{0.0012}{R_m}$
10μ					

Table 1. Measurement accuracy (± % of reading)

Measurement conditions

The following test conditions apply for the data shown in Table 1:¹

1. Warm-up time: ≥ 30 minutes
2. Ambient temperature: 23 °C ± 5 °C
3. Test cable length: 0 meter
4. Short error correction performed.
5. Measurement time: LONG

Measurement parameters/ranges

Parameter	Range
R	10 μΩ to 100 kΩ
X, Z	10 μΩ to 100 kΩ (typical)
L	10 nH to 10 H (typical)
θ	-180° to +180°

1. Other test-condition data is available in the operation manual.

Measurement conditions and functions

Test frequency: 1 kHz \pm 0.1%

AC test signal level (rms current):
1 μ A, 10 μ A, 100 μ A, 1 mA, 10 mA

Maximum applied AC voltage:
20 mV peak

Maximum DC voltage to BNC terminals: 42 V

Ranging: Auto and hold

Maximum cable length: 2 meters

Trigger: Internal, manual, and external

Delay time: 0 to 9999 ms in 1-ms steps

Averaging: 1 to 256

Measurement time (typical):

Short	Medium	Long
34 ms	70 ms	900 ms

Other instrument functions

Math functions: Deviation (Δ) and percent deviation ($\% \Delta$).

Short error correction:

Eliminates measurement errors due to parasitic impedances in cables and test fixtures.

Comparator: HIGH, IN, and LOW for primary and secondary parameters.

Continuous memory: All instrument settings are automatically saved for up to 72 hours when power is lost or the instrument is turned off.

Save/recall: 10 instrument states from non-volatile memory.

Contact check: Detects contact failure.

GPIB: Implementation of IEEE-488 for control and data.

Handler interface:

Negative logic and optically isolated; output signals: HIGH/IN/LOW, end-of-measurement, index, and alarm; input signals are keylock and external trigger.

Physical characteristics

Power: 90-132 Vac or 198-264 Vac. 47-66 Hz. 45 VA typical.

Operating temperature: 0 °C to 45 °C

Dimensions: 320(W) x 100(H) x 300(D) mm

Weight: 4.5 kg

Test Fixtures/Accessories for the Agilent 4338B Milliohm Meter




16005B Kelvin clip lead (large)
Cable length, 0.4 meter. Jaws mate with large terminal devices. One lead supplied only.




16006A pin-type probe lead
Cable length, 0.4 meter. Spring-loaded probe tips for firm contact. Useful for manual contact measurements. One lead supplied only.



16064B LED display/trigger box
Displays comparator status. Cable length, 1.5 meters. External trigger.



16005C Kelvin IC clip lead (red clip)
16005D Kelvin IC clip lead (black clip)
Cable length, 0.4 meter. Small contacts for devices with fine leads. One lead supplied only.



16007A alligator clip lead (red clip)
16007B alligator clip lead (black clip)
Alligator clip lead. Cable length, 0.4 meter. Each test lead has a separate alligator clip voltage and current terminal. One lead supplied only.



16143B mating cable
Interface between test leads and 4338B. Cable length, 0.5 meter.



16338A test lead kit
Contains one each of the following: 16143B, 16005C, 16005D, 16007A, 16007B, carrying case. Contains two each of the following: 16005B and 16006A.

Ordering information

Agilent 4338B milliohm meter

Furnished accessories:

Power cable

(Test fixtures are not furnished as standard.)

Manual options¹

4338B-AB0 Taiwan - Chinese localization

4338B-AB1 Korea - Korean localization

4338B-ABA U.S. - English localization

4338B-ABD Germany - German localization

4338B-ABF France - French localization

4338B-ABJ Japan - Japanese localization

4338B-0BW Add service manual

Cabinet options

4338B-1CM Rack mount kit

4338B-1CN Front handle kit

(Rack flange handle kit is not compatible.)

Calibration certificate option

4338B-1A7 ISO 17025 compliant calibration

Test fixtures and accessories:

16005B Kelvin clip lead (1 lead only)

16005C Kelvin IC clip lead, red clip (1 lead only)

16005D Kelvin IC clip lead, black clip (1 lead only)

16006A pin-type probe lead (1 lead only)

16007A alligator clip lead, red (1 lead only)

16007B alligator clip lead, black (1 lead only)

16143B mating cable (Requires 2 leads)

16338A test lead kit. Includes 16005B/5C/5D/6A/7A/7B leads, 16143B mating cable and carrying case.

16064B LED display/trigger box

1. Manual is not furnished as standard.



Agilent Email Updates

www.agilent.com/find/emailupdates

Get the latest information on the products and applications you select.

Agilent Technologies' Test and Measurement Support, Services, and Assistance

Agilent Technologies aims to maximize the value you receive, while minimizing your risk and problems. We strive to ensure that you get the test and measurement capabilities you paid for and obtain the support you need. Our extensive support resources and services can help you choose the right Agilent products for your applications and apply them successfully. Every instrument and system we sell has a global warranty. Support is available for at least five years beyond the production life of the product. Two concepts underlie Agilent's overall support policy: "Our Promise" and "Your Advantage."

Our Promise

Our Promise means your Agilent test and measurement equipment will meet its advertised performance and functionality. When you are choosing new equipment, we will help you with product information, including realistic performance specifications and practical recommendations from experienced test engineers. When you use Agilent equipment, we can verify that it works properly, help with product operation, and provide basic measurement assistance for the use of specified capabilities, at no extra cost upon request. Many self-help tools are available.

Your Advantage

Your Advantage means that Agilent offers a wide range of additional expert test and measurement services, which you can purchase according to your unique technical and business needs. Solve problems efficiently and gain a competitive edge by contracting with us for calibration, extra-cost upgrades, out-of-warranty repairs, and onsite education and training, as well as design, system integration, project management, and other professional engineering services. Experienced Agilent engineers and technicians worldwide can help you maximize your productivity, optimize the return on investment of your Agilent instruments and systems, and obtain dependable measurement accuracy for the life of those products.

Agilent T&M Software and Connectivity

Agilent's Test and Measurement software and connectivity products, solutions and developer network allows you to take time out of connecting your instruments to your computer with tools based on PC standards, so you can focus on your tasks, not on your connections. Visit www.agilent.com/find/connectivity for more information.

By internet, phone, or fax, get assistance with all your test & measurement needs

Phone or Fax

United States:

(tel) 800 829 4444

Canada:

(tel) 877 894 4414

(fax) 905 282 6495

China:

(tel) 800 810 0189

(fax) 800 820 2816

Europe:

(tel) (31 20) 547 2323

(fax) (31 20) 547 2390

Japan:

(tel) (81) 426 56 7832

(fax) (81) 426 56 7840

Korea:

(tel) (82 2) 2004 5004

(fax) (82 2) 2004 5115

Latin America:

(tel) (305) 269 7500

(fax) (305) 269 7599

Taiwan:

(tel) 0800 047 866

(fax) 0800 286 331

Other Asia Pacific

Countries:

(tel) (65) 6375 8100

(fax) (65) 6836 0252

Email:

tm_asia@agilent.com

Online Assistance:

www.agilent.com/find/assist

Product specifications and descriptions in this document subject to change without notice.

© Agilent Technologies, Inc. 1996, 2000, 2003, 2004

Printed in USA, April 2, 2004

5964-6183E



Agilent Technologies